

Bordwanddurchführungen³
Aluminium

Flare Bulkhead Adapters³
Aluminium



**Part
No.**


**Thread
„T“**

**A
max.
[mm]**

**B
max.
[mm]**


Winkel 45° (AN 837) / Elbow 45° (AN 837) S.A.E. 37° (JIC/AN)

837-03D	3/8 -24 UNF	36,0	18,8
837-04D	7/16-20 UNF	36,3	21,9
837-06D	9/16-18 UNF	35,8	23,7
837-08D	3/4 -16 UNF	44,5	28,9
837-10D	7/8 -14 UNF	56,5	32,7
837-12D	1-1/16-12 UN	56,4	36,5
837-16D	1-5/16-12 UN	⁶	




Winkel 45° Metrisch (DIN) Dichtkegel 60° / Elbow 45° Metric (DIN) cone 60°

837-14x1,5	M 14x1,5	32,5	19,8
------------	----------	------	------




Winkel 90° (AN 833) / Elbow 90° (AN 833) S.A.E. 37° (JIC/AN)

833-03D	3/8 -24 UNF	37,5	25,4
833-04D	7/16-20 UNF	38,4	24,9
833-06D	9/16-18 UNF	38,6	26,6
833-08D	3/4 -16 UNF	53,6	34,7
833-10D	7/8 -14 UNF	62,2	40,4
833-12D	1-1/16-12 UN	69,9	46,3
833-16D	1-5/16-12 UN	78,5	49,9



Winkel 90° Metrisch (DIN) Dichtkegel 60° / Elbow 90° Metric (DIN) cone 60°

833-12x1,5	M 12x1,5	37,2	23,5
833-14x1,5	M 14x1,5	37,2	24,2
833-22x1,5	M 22x1,5	54,7	31,8



³ Bordwanddurchführungen ohne Mutter / Bulkhead without nut

⁶ auf Anfrage / on request