


**Aluminium Fitting
für Schlauch 7000/9000
9100/9200/R267
Flanschfittinge**

**Aluminium Fitting
for Hose 7000/9000
9100/9200/R267
Flanschfitting**

Part No.	Hose Size	A max. [mm]	B max. [mm]	C max. [mm]
----------	-----------	-------------	-------------	-------------


Gerade / Straight

7001-10D FL	7000-10D	42,50	20,60	
7001-12D FL	7000-12D	44,70	25,20	
7001-16D FL	7000-16D	46,50	32,20	




Winkel 45° mit Drehausgleich / 45° Elbow swivel¹

7045-10D FL	7000-10D	20,10	20,60	49,20
7045-12D FL	7000-12D	23,30	25,20	59,00
7045-16D FL	7000-16D	26,70	32,20	63,00



Winkel 90° mit Drehausgleich / 90° Elbow swivel¹

7090-10D FL	7000-10D	27,50	20,60	60,60
7090-12D FL	7000-12D	33,80	25,20	70,10
7090-16D FL	7000-16D	35,50	32,20	74,10



Swage Hülsen / Collars

700-10D	7000-10D			
700-12D	7000-12D			
700-16D	7000-16D			



Andere Größen auf Anfrage / Other sizes on request

¹ Alle Winkelstücke werden aus Gesenkschmiedeteilen gefertigt / All fittings are block forged